


Introductory sub-table (I)(a)			
Name of the Company:		PAUL MERCHANTS LIMITED	
Scrip Code, Name of the scrip, class of security:		16059	
Quarter ended:		30-09-2013	
Partly paid-up shares:-	No. of partly paid-up shares	As a % of total no. of partly paid-up shares	As a % of total no. of shares of the company
Held by promoter/promoter group	NIL	NIL	NIL
Held by public	NIL	NIL	NIL
	NIL	NIL	NIL
Total	NIL	NIL	NIL
Outstanding convertible securities:- No. of outstanding securities		As a % of total no. of outstanding convertible securities	As a % of total no. of shares of the company, assuming full conversion of the convertible securities
Held by promoter/promoter group	NIL	NIL	NIL
Held by public	NIL	NIL	NIL
	NIL	NIL	NIL
Total	NIL	NIL	NIL
Warrants:-	No. of warrants	As a % of total no. of warrants	As a % of total no. of shares of the company, assuming full conversion of warrants
Held by promoter/promoter group	NIL	NIL	NIL
Held by public	NIL	NIL	NIL
	NIL	NIL	NIL
Total	NIL	NIL	NIL
Total paid-up capital of the company, assuming full conversion of warrants and convertible securities		1028000 Equity Shares of Rs. 10/- each (Fully Paid-Up)	




Statement Showing Shareholding Pattern


Category code	Category of Shareholder	Table (I)(a)			Total shareholding as a percentage of total number of shares		Shares Pledged or otherwise encumbered	
		Number of Shareholders	Total number of shares	Number of shares held in dematerialized form	As a percentage of (A+B) ¹	As a percentage of (A+B+C)	Number of shares	As a percentage
(I)	(II)	(III)	(IV)	(V)	(VI)	(VII)	(VIII)	(IX) = (VIII)/(IV)*100
(A)	Shareholding of Promoter and Promoter							
1	Indian							
(a)	Individuals/ Hindu Undivided Family							
		5	645093	645093	62.75	62.75	0	0.00
(b)	Central Government/ State Government(s)	0	0	0	0.00	0.00	0	0.00
(c)	Bodies Corporate	1	102355	102355	9.96	9.96	0	0.00
(d)	Financial Institutions/ Banks	0	0	0	0.00	0.00	0	0.00
(e)	Any Others(Specify)	0	0	0	0.00	0.00	0	0.00
(e-i)		0	0	0	0.00	0.00	0	0.00
(e-ii)		0	0	0	0.00	0.00	0	0.00
							0	0.00
	Sub Total(A)(1)	6	747448	747448	72.71	72.71	0	0.00
2	Foreign							



a	Individuals (Non-Residents Individuals/ Foreign Individuals)	0	0	0	0.00	0.00	0	0.00
b	Bodies Corporate	0	0	0	0.00	0.00	0	0.00
c	Institutions	0	0	0	0.00	0.00	0	0.00
d	Qualified Foreign Investor	0	0	0	0.00	0.00	0	0.00
e	Any Others(Specify)	0	0	0	0.00	0.00	0	0.00
e-i		0	0	0	0.00	0.00	0	0.00
e-ii		0	0	0	0.00	0.00	0	0.00
	Sub Total(A)(2)	0	0	0	0.00	0.00	0	0.00
	Total Shareholding of Promoter and Promoter Group (A)= (A)(1)+(A)(2)	6	747448	747448	72.71	72.71	0	0.00
(B)	Public shareholding							
1	Institutions							
(a)	Mutual Funds/ UTI	0	0	0	0.00	0.00	NA	NA
(b)	Financial Institutions / Banks	0	0	0	0.00	0.00	NA	NA
(c)	Central Government/ State Government(s)	0	0	0	0.00	0.00	NA	NA
(d)	Venture Capital Funds	0	0	0	0.00	0.00	NA	NA
(e)	Insurance Companies	0	0	0	0.00	0.00	NA	NA
(f)	Foreign Institutional Investors	0	0	0	0.00	0.00	NA	NA
(g)	Foreign Venture Capital Investors	0	0	0	0.00	0.00	NA	NA
(h)	Qualified Foreign Investor	0	0	0	0.00	0.00	NA	NA
(i)	Any Other (specify)	0	0	0	0.00	0.00	NA	NA
(i-ii)		0	0	0	0.00	0.00	NA	NA
(i-ii)		0	0	0	0.00	0.00	NA	NA
	Sub-Total (B)(1)	0	0	0	0.00	0.00	NA	NA



B 2	Non-institutions								
(a)	Bodies Corporate	0	0	0	0.00	0.00	NA	NA	
(b)	Individuals								
I	Individuals -i. Individual shareholders holding nominal share capital up to Rs 1 lakh	106	159452	0	15.51	15.51	NA	NA	
II	ii. Individual shareholders holding nominal share capital in excess of Rs. 1 lakh.	3	121100	0	11.78	11.78	NA	NA	
(c)	Qualified Foreign Investor	0	0	0	0.00	0.00	NA	NA	
(d)	Any Other (specify)	0	0	0	0.00	0.00	NA	NA	
(d-i)		0	0	0	0.00	0.00	NA	NA	
(d-ii)		0	0	0	0.00	0.00	NA	NA	
	Sub-Total (B)(2)	109	280552	0	27.29	27.29	NA	NA	
(B)	Total Public Shareholding (B)= (B)(1)+(B)(2)	109	280552	0	27.29	27.29	NA	NA	
	TOTAL (A)+(B)	115	1028000	747448	100.00	100.00	NA	NA	
(C)	Shares held by Custodians and against which Depository Receipts have been issued								
1	Promoter and Promoter Group	0	0	0	0	0.00	0	0.00	
2	Public	0	0	0	0	0.00	0	0.00	
	Sub-Total (C)	0	0	0	0	0	0	0	0
	GRAND TOTAL (A)+(B)+(C)	115	1028000	747448	100	100.00	0	0.00	



Sr.No **Notes**

1	NIL										
2	NIL										
3	NIL										

Sr.No	Particulars	Q1	Q2	Q3	Q4	Q5	Q6	Q7	Q8	Q9	Q10	Q11	Q12
1	INTERNET BANKING	200000	150000	180000	160000	170000	190000	210000	220000	230000	240000	250000	260000
2	SAVINGS BANKING	180000	140000	160000	150000	170000	180000	190000	200000	210000	220000	230000	240000
3	RECURRING DEPOSIT	150000	120000	140000	130000	150000	160000	170000	180000	190000	200000	210000	220000
4	FIXED DEPOSIT	120000	100000	110000	120000	130000	140000	150000	160000	170000	180000	190000	200000
5	FIXED DEPOSIT	100000	80000	90000	100000	110000	120000	130000	140000	150000	160000	170000	180000
6	FIXED DEPOSIT	80000	60000	70000	80000	90000	100000	110000	120000	130000	140000	150000	160000
	TOTAL	730000	550000	650000	620000	690000	750000	820000	870000	920000	970000	1020000	1070000

The bank is a member of the Reserve Bank of India and is regulated by the Reserve Bank of India (RBI) under the Banking Regulation Act, 1949.

(I)(b) Statement showing holding of securities (including shares, warrants, convertible securities) of persons belonging to the category "Promoter and Promoter Group"

Sr. No.	Name of the shareholder	Details of Shares held		Encumbered shares (*)			Details of warrants		Details of convertible securities		Total shares (including underlying shares assuming full conversion of warrants and convertible securities as a % of diluted share capital)
		Number of shares held	As a % of grand total (A)+(B)+(C)	No.	As a percentage	As a % of grand total (A)+(B)+(C) of sub-clause (I)(a)	Number of warrants held	As a % total number of warrants of the same class	Number of convertible securities held	As a % total number of convertible securities of the same class	
(I)	(II)	(III)	(IV)	(V)	(VI)=(V)/(III)*100	(VII)	(VIII)	(IX)	(X)	(XI)	(XII)
1	SAT PAUL BANSAL	201100	19.56		0.00	0.00		0.00		0.00	19.56
2	RAJNEESH BANSAL	149746	14.57		0.00	0.00		0.00		0.00	14.57
3	SANDEEP BANSAL	144507	14.06		0.00	0.00		0.00		0.00	14.06
4	SARITA RANI BANSAL	144500	14.06		0.00	0.00		0.00		0.00	14.06
5	NITA BANSAL	5240	0.51		0.00	0.00		0.00		0.00	0.51
6	PAUL EXCURSIONS PVT. LTD.	102355	9.96		0.00	0.00		0.00		0.00	9.96
						0.00		0.00		0.00	
TOTAL		747448	72.71	0	0.00	0.00	0	0.00	0	0.00	72.72

(*) The term "encumbrance" has the same meaning as assigned to it in regulation 28(3) of the SAST Regulations, 2011



(I)(c)(i) Statement showing holding of securities (including shares, warrants, convertible securities) of persons belonging to the category "Public" and holding more than 1% of the total number of shares

Sr. No.	Name of the shareholder	Number of shares held	Shares as a percentage of total number of shares {i.e., Grand Total (A)+(B)+(C) indicated in Statement at para (I)(a) above}	Details of warrants		Details of convertible securities		Total shares (including underlying shares assuming full conversion of warrants and convertible securities) as a % of diluted share capital
				Number of warrants held	As a % total number of warrants of the same class	Number of convertible securities held	% w.r.t total number of convertible securities of the same class	
1	SARITA GUPTA	29000	2.82	NIL	NIL	NIL	NIL	2.82
2	VIKRAM GUPTA	47600	4.63	NIL	NIL	NIL	NIL	4.63
3	VINOD KUMAR GARG	44500	4.33	NIL	NIL	NIL	NIL	4.33
TOTAL		121100	11.78	NIL	NIL	NIL	NIL	11.78




(I)(c)(ii) Statement showing holding of securities (including shares, warrants, convertible securities) of persons (together with PAC) belonging to the category "Public" and holding more than 5% of the total number of shares of the company

Sr. No.	Name(s) of the shareholder(s) and the Persons Acting in Concert (PAC) with them	Number of shares	Shares as a percentage of total number of shares {i.e., Grand Total (A)+(B)+(C) indicated in Statement at para (I)(a) above}	Details of warrants		Details of convertible securities		Total shares (including underlying shares assuming full conversion of warrants and convertible securities) as a % of diluted share capital
				Number of warrants	As a % total number of warrants of the same class	Number of convertible securities held	% w.r.t total number of convertible securities of the same class	
1	NIL	NIL	NIL	NIL	NIL	NIL	NIL	NIL
2	NIL	NIL	NIL	NIL	NIL	NIL	NIL	NIL
3	NIL	NIL	NIL	NIL	NIL	NIL	NIL	NIL
4	NIL	NIL	NIL	NIL	NIL	NIL	NIL	NIL
5	NIL	NIL	NIL	NIL	NIL	NIL	NIL	NIL
TOTAL		NIL	NIL	NIL	NIL	NIL	NIL	NIL




(I)(d) Statement showing details of locked-in shares

Sr. No.	Name of the shareholder	Number of locked-in shares	Locked-in shares as a percentage of total number of shares {i.e., Grand Total (A)+(B)+(C) indicated in Statement at para (I)(a) above}
1	NIL	NIL	NIL
2	NIL	NIL	NIL
3	NIL	NIL	NIL
4	NIL	NIL	NIL
5	NIL	NIL	NIL
TOTAL		NIL	NIL



(II)(a) Statement showing details of Depository Receipts (DRs)

Sr. No.	Type of outstanding DR (ADRs, GDRs, SDRs, etc.)	Number of outstanding DRs	Number of shares underlying outstanding DRs	Shares underlying outstanding DRs as a percentage of total number of shares {i.e., Grand Total (A)+(B)+(C) indicated in Statement at para (I)(a) above}
1	NIL	NIL	NIL	NIL
2	NIL	NIL	NIL	NIL
3	NIL	NIL	NIL	NIL
4	NIL	NIL	NIL	NIL
5	NIL	NIL	NIL	NIL
TOTAL		NIL	NIL	NIL



(II)(b) Statement showing holding of Depository Receipts (DRs), where underlying shares held by "promoter/promoter group" are in excess of 1% of the total number of shares

Sr. No.	Name of the DR Holder	Type of outstanding DR (ADRs, GDRs, SDRs, etc.)	Number of shares underlying outstanding DRs	Shares underlying outstanding DRs as a percentage of total number of shares {i.e., Grand Total (A)+(B)+(C) indicated in Statement at para (I)(a) above}
1	NIL	NIL	NIL	NIL
2	NIL	NIL	NIL	NIL
3	NIL	NIL	NIL	NIL
4	NIL	NIL	NIL	NIL
5	NIL	NIL	NIL	NIL
6	NIL	NIL	NIL	NIL
7	NIL	NIL	NIL	NIL
8	NIL	NIL	NIL	NIL
9	NIL	NIL	NIL	NIL
TOTAL	NIL	NIL	NIL	NIL

